

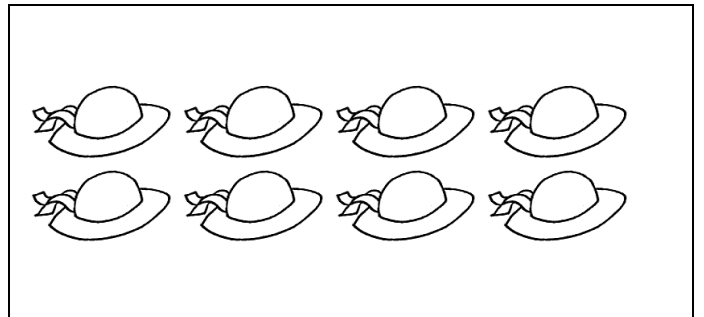
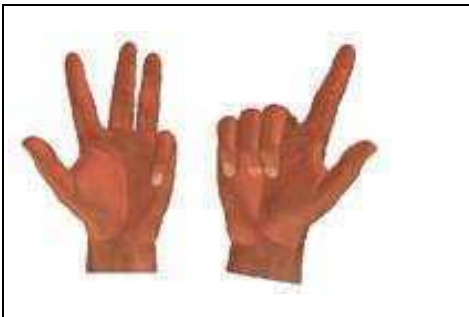
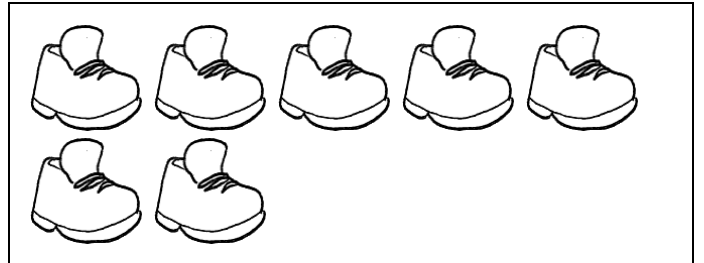
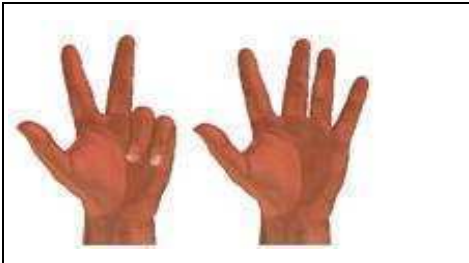

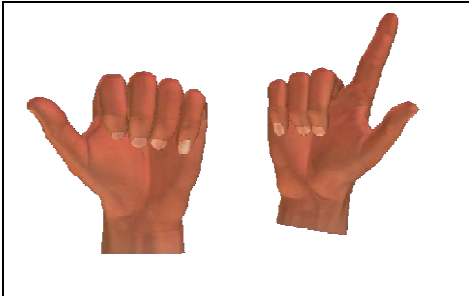


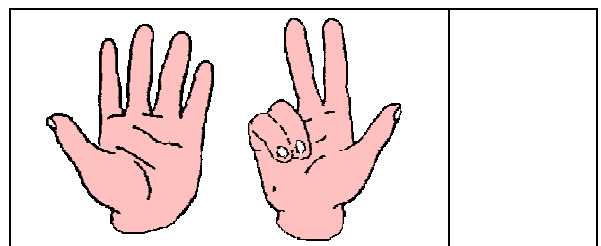


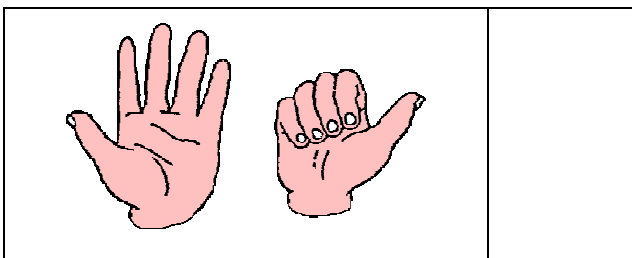
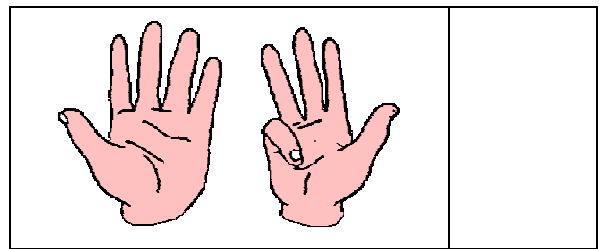

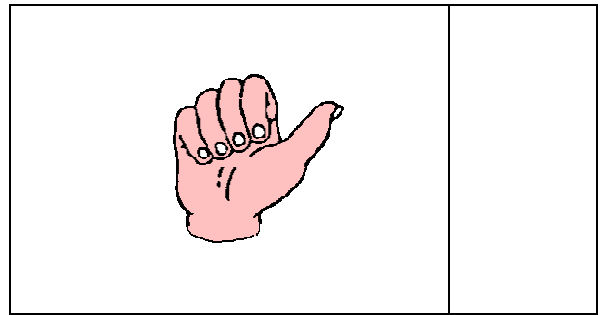
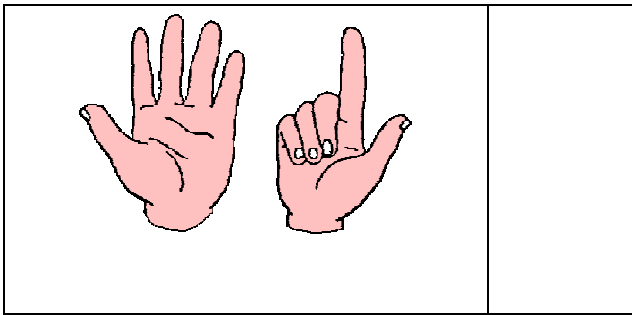


UNISCI IL NUMERO RAPPRESENTATO DALLE DITA AL  
NUMERO CORRISPONDENTE SULLA LINEA DEI NUMERI

The diagram illustrates the connection between hand gestures and a number line. On the left, there are four rows of hand gestures. The top row shows an open hand (5) and a hand with three fingers up (3). An arrow labeled "ESEMPIO" points from this pair to a vertical number line on the right. The number line has ten dots, numbered 1 to 10 from bottom to top. The dot for the number 8 is highlighted with a larger black circle. The other rows of hand gestures are: Row 2: 3 fingers up (3) and 4 fingers up (4); Row 3: 1 finger up (1) and 5 fingers up (5); Row 4: 5 fingers up (5) and 2 fingers up (2).

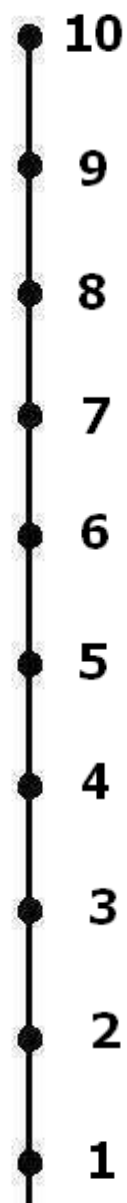



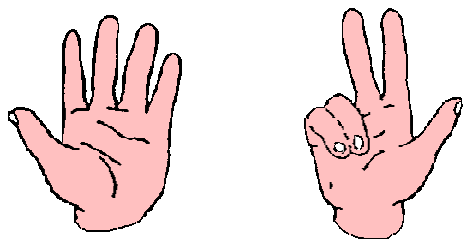
ASSOCIA IL NUMERO DELLE DITA  
ALLA QUANTITÀ CORRISPONDENTE



**SCRIVI IL NUMERO RAPPRESENTATO DALLE DITA**



UNISCI IL NUMERO RAPPRESENTATO DALLE DITA AL  
NUMERO CORRISPONDENTE SULLA LINEA DEI NUMERI



## CONTA LE DITA E SCRIVI IL RISULTATO

8 e 2 fa .....

3 e 4 fa .....

1 e 9 fa .....

5 e 5 fa .....

6 e 3 fa .....

7 e 1 fa .....

4 e 6 fa .....

2 e 6 fa .....



7 e 3 fa .....

4 e 3 fa .....

5 e 4 fa .....

8 e 1 fa .....

2 e 7 fa .....



## Addizioni ... con le mani

Conta le dita e scrivi il risultato

3 e 4 fa .....

2 e 2 fa .....

1 e 5 fa .....

3 e 5 fa .....




5 e 1 fa .....

1 e 1 fa .....

4 e 4 fa .....

5 e 2 fa .....

3 e 1 fa .....



Quante dita mancano per arrivare a 10 ?

Fai una X sulle mani che servono

